



Series CTD

AUTOMATIC DRAIN VALVES INSTALLATION & SERVICE INSTRUCTIONS

WARNING

1. Valve discharges under pressure, stay away from flow path
2. Install and Remove only when depressurized and electrically disconnected

Model: CTD 11 B

To ensure proper performance of your Trident Drain Valve, proper selection is needed. Please verify your model before reading this manual. Automatic Drain Valves are designed for installation on equipment requiring regular draining of accumulated fluids of compressed air. The valves are opened on a timed cycle. A Bi-color LED Indicator glows RED when energized and GREEN when draining.

INSTALLATION PROCEDURE:

1. Ensure pressure & voltage are as specified in the valve
2. Prior to installing, close all pressure lines to vessel and blow down the solid particles inside
3. Install a manual shut off valve on drain line if required. This will enable to remove drain valve without interrupting compressed air system
4. Install a strainer e.g Trident TS11, before the valve, if contamination is high
5. Install valve referring manual / flow direction indicated on the valve body. Before installing apply proper thread sealant
6. Connect to the electrical source through a fused outlet
7. Open shut off valve and switch ON power supply to operate the Drain valve

MAINTENANCE:

Press Cleaner Knob few times to dislodge particles

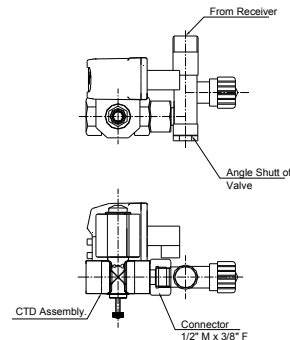
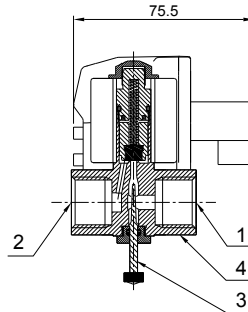
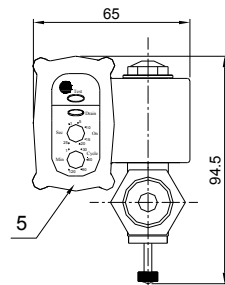
SPECIFICATION:

In / Out : 1/2" BSP (F)
Electrical Connection : DIN 43650 Micro
Operating Ambient : 3 – 70° C, 0 – 100% RH

Specification on Supercedes this.

Recommended Installation

1. Inlet 1/2" BSP (F)
2. Outlet 1/2" BSP (F)
3. Cleaner Assy.
4. Core Tube Assy.
5. Coil Cover Assy.



STANDARD LIMITED WARRANTY

Products of Trident Pneumatics Pvt Ltd are warranted for a period of 1 year from the date of supply to be free from defects in material and workmanship and operated in accordance to the instructions outlined in the installation manual.

Trident Pneumatics Obligation under the warranty shall be limited to repair or replace (at the discretion of Trident). Please send material freight paid to the dealer from whom purchased, with a copy of Purchase Invoice

TRIDENT PNEUMATICS PVT LTD

5/232, K.N.G. Pudur Road, Somayampalayam P.O.,
Coimbatore – 641108, India. Ph: +91-422-2400492, Fax: +91-422- 2401376
E-mail: sales@tridentpneumatics.com, Website: www.tridentpneumatics.com